





Stool Sample Collection Instructions

1. Collect the stool sample 1-2 days before your scheduled health exam, If you have a colonoscopy scheduled on the same day of your health exam, you must collect the stool sample before taking a laxative. Female patients should avoid collecting stool samples during their menstrual period.
2. Do not let the sample touch the toilet water to avoid contamination with cleaning agents.
3. Please bring the samples to our hospital on the day of the examination. In case of a typhoon, rescheduling will be notified. If you have already collected stool samples, kindly inform our staff, and we will provide a new collection kit for your resampling.
- 4. Based on the received stool examination instructions and the appearance of the specimen collection kit, please adhere to dietary precautions, follow the collection procedures, and ensure proper storage.**

Item	Specimen Collection Kit Appearance	Dietary Guidelines	Collection Method	Storage Instructios
Chemical method test		Please avoid consuming the following foods five days before collection : 1.carrots, red meat , animal offal and food containing animal blood. 2.iron supplements and various health supplements.	1.Unscrew the cap to remove the probe 2. Collect 1 peanut-sized stool sample on the probe and place it in the bottle	Keep in a cool place
Immunoassay method test		None	See instructions for details	Keep in a cool place or Refrigerate at 2-8 degrees Celsius
Helicobacter pylori antigen rapid test		None	See instructions for details	Refrigerate at 2-8 degrees Celsius
Typhoid bacterial culture test		None	Collect 1 peanut-sized stool sample on the probe and place it in the bottle	Refrigerate at 2-8 degrees Celsius